




Ignition Switch




7015 - GY20074

Ignition Switch. 7 Terminal, 4 Position Switch. Similar to our 12685. Cutting Deck Type: 107 cm SD
Replaces: John Deere: GY20074, Murray: 94672MA, 94762

Fits: MTD Revtek Mowers in reverse X105, X106, X110, X115R, X116R, X120, X125, X126, X130R, X135R, X140, X145, X146R, X155R, X165, X166, X166R

Solenoid Starter



14220 - GY22476

Solenoid Starter. NO HARDWARE! 1/4" Terminal Studs

Replaces: MTD 725-04439, John Deere: AM138068, GY22476

Fits: Troy Bilt: 13CC26JD011, 21R707-0039-G1, X105, X106, X110, X115R, X116R, X120, X125, X126, X130R, X135R, X140, X145, X146R, X155R, X165, X166, X166R

Idler Pulley

Height: 21/32"
ID: 11/16"
OD: 3-7/64"



10738 - GX20286

Idler Pulley

Replaces: John Deere GX20286.

Fits: L100-L130 Series, 42" & 48" Decks, Sabre Models: 14542GS, 1642HS, 1742HS & 17542HS Lawn Tractors. Scott Models: L1742, L17542, L2048 & L2548 Lawn Tractors. X105, X106, X110, X120, X125, X126, X135R, X140, X145, X155R, X165, X166

Flat Idler Pulley

Width: 1"
ID: 21/32"
OD: 3-11/32"



9544 - GX20287

Flat Idler Pulley.

Replaces: Castलगarden: 125601554/0, Husqvarna: 5067932-02, 586104302, John Deere: GX20287, Murray: 690409, Stiga: 1136-0289-01

Fits: John Deere: G110, L100, L110, L118, L120, L130, X105, X106, X110, X115R, X116R, X120, X125, X126, X130R, X135R, X140, X145, X146R, X155R, X165, X166, X166R

Steering Pinion Gear



14151 - GX20053

Steering Pinion Gear

Replaces: John Deere GX20053.

Fits: John Deere: X105, X110, X115R, X120, X125, X130R, X135R, X140, X145, X155R, X165, Sabo: 107H, 107S, 108-14.5, 108-17HS, 17HS, 92H

Gear Sector



14850 - GX21924BLE

Steering Sector Gear

Replaces: John Deere: GX21924BLE, GX25785, GX25785BLE

Fits: John Deere: 107H, 107S, 92H, X105, X110, X115R, X120, X125, X130R, X135R, X140, X145, X155R, X165

Belt Deck

Width: 1/2"
Length: 103-3/4"



10436 - GX20072


"A" Section Drive Belt. Wrapped, Aramid Cord Construction.

Replaces: John Deere: GX20072, GY20570

Fits: John Deere: D100, D110, D120, D130, L100, L108, L110, L111, L118, L125, X105, X106, X110, X120, X125, X126, X145

Pulley Spindle

Height: 7/8"
OD: 7"
ID: 19/32"



11449 - GX20367

Pulley Spindle.

Replaces: John Deere GX20367

Fits: L17.542 Scott Lawn Tractors, 108-17HS, 108-14.5 Sabo Lawn Tractors, John Deere: X106, X110, X120, X125, X126, X145

Flat Idler Pulley

Height: 1-3/16"
OD: 3-5/8"
ID: 11/16"



10741 - GY221272

Flat Idler

Replaces: John Deere GY20067, GY221272, L100-L130 Series 42" & 48"

Fits: John Deere: L110, L118, L120, L130, X105, X106, X110, X120, X125, X126, X140, X145, X165, X166



Drive Belt

Width: 17/32"
Length: 88-5/8"




10434 - GX20006

Drive Belt Wrapped, Polyester Cord Construction.
Replaces: John Deere: GX20006
Fits: 1542G, 15.542G, 1743GS, 17.542HS John Deere: L108, L110, L111, L118, L120, L130, X110, X120, X125, X126, X140, X145, X165

PTO Cable

Total Length: 76"
Conduit Length: 57-1/4"




13235 - GY21106

PTO Cable
Replaces: John Deere GY21106, GY20156.
Fits: L100 Series Riding Mowers. John Deere: X110, X120

V-Idler Pulley

Height: 2,2200 mm
OD: 95,3000 mm
ID: 15,9000 mm



15606 - AM118447

V-Idler Pulley
Replaces: John Deere AM118447. For John Deere/SABO Pulley Mowing Deck 42", 46", 48".
Fits: LT / LTR 155, 166, 180, GT, GX, LX. John Deere: X115R, X116R, X130R, X135R, X140, X146R, X155R, X165, X166R

Blade

Width: 1"
ID: 21/32"
OD: 3-11/32"



11595 - GX21784

Blade 3 IN 1 Blade, Requires 3 Blades for 48" Model 145, 155C Riders.
Replaces: John Deere GX21784, GY20852.
Fits: John Deere: D140, D150, D160, LA130, LA140, LA140, LA145, LA155, LA165, X140, X165, Z245, Z255, 145, 155C

PTO Drive Belt

Width: 1/2"
Length: 141-7/64



12461 - GX21833

PTO Drive Belt
Replaces: John Deere GX21833.
Fits: 145 and 155C Models. LA130 (48" W/21 HP). John Deere: X140, X165, X166

Flat Idler Pulley

Height: 1-9/16"
OD: 5-1/4"
ID: 11/16"



10737 - GY20629

Flat Idler
Replaces: John Deere: GY20110, GY20629, GY22082
Fits: Sabre 42" & 48", Models 14542GS, 1642HS, 1742HS & 17542HS Lawn Tractor. Scott Models: L1742, L17542, L2048 & L2548 Lawn Tractors. X105, X106, X110, X116R, X120, X125, X126, X140, X145, X165, X166

Spindle Assembly



11964 - GY21098

Spindle. Now with hardware, pulley nut, blade nut & washer. See also Rotary 12910 from OEM supplier.
Replaces: John Deere: GY20454, GY20962, GY21098
Fits: John Deere: D140, LA115, X105, X106, X110, X115R, X120, X126, X130R, X135R, X140, X146R, X155R, X165, X166, X166R

Blade

Width 2-3/4"
C. H. DIA: 7 Point Star
Thickness 0,1550
Length: 21-3/8"



11593 - GX22151

Blade
Replaces: John Deere GX22151 21-3/8" X .155 X 2-3/4" X
Fits: John Deere: D100, D105, D110, D120, D120D, D130, LA100, LA105, LA110, LA115, LA120, LA125, LA135, LA135, X110, X120, X125, X145, Z225, 102, 102, 105, 115, 125, 135

Blade

Width 2-3/4"
C. H. DIA: 7 Point Star
Thickness 0,1550
Length: 21-3/8"



11594 - GX22151

Copperhead Mulching Blade. Requires 2 Blades for a 42" Cut. 3 in 1 Blade. See also Rotary 12380.
Replaces: John Deere: AM137328, AM141033, GX22151, GY20850
Fits: John Deere, D100, D105, D110, D120, D130, LA100, LA105, LA110, LA115, LA120, LA125, LA135, LT160, LT170, LT180, L110, SST15, SST16, X110, X120, X125, X145, X300, X304, X310, Z225, Z23125, 135